

SARA, Iloilo - HSWG Partner Reporting Recovery Shelter Activities (as of 06-OCT-2014)

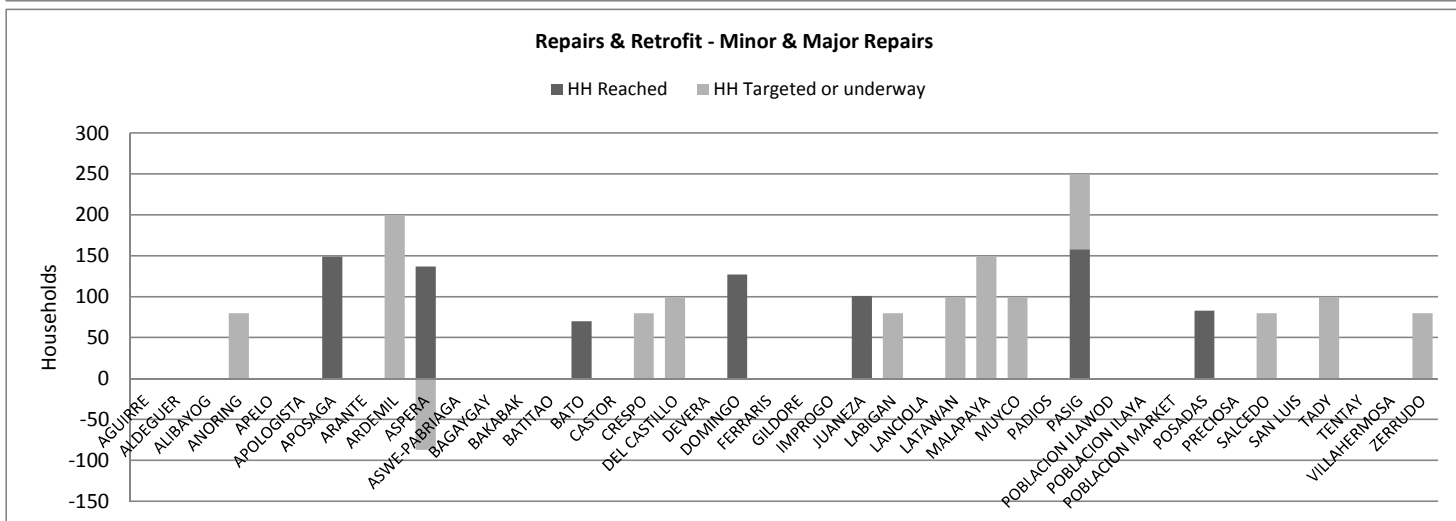
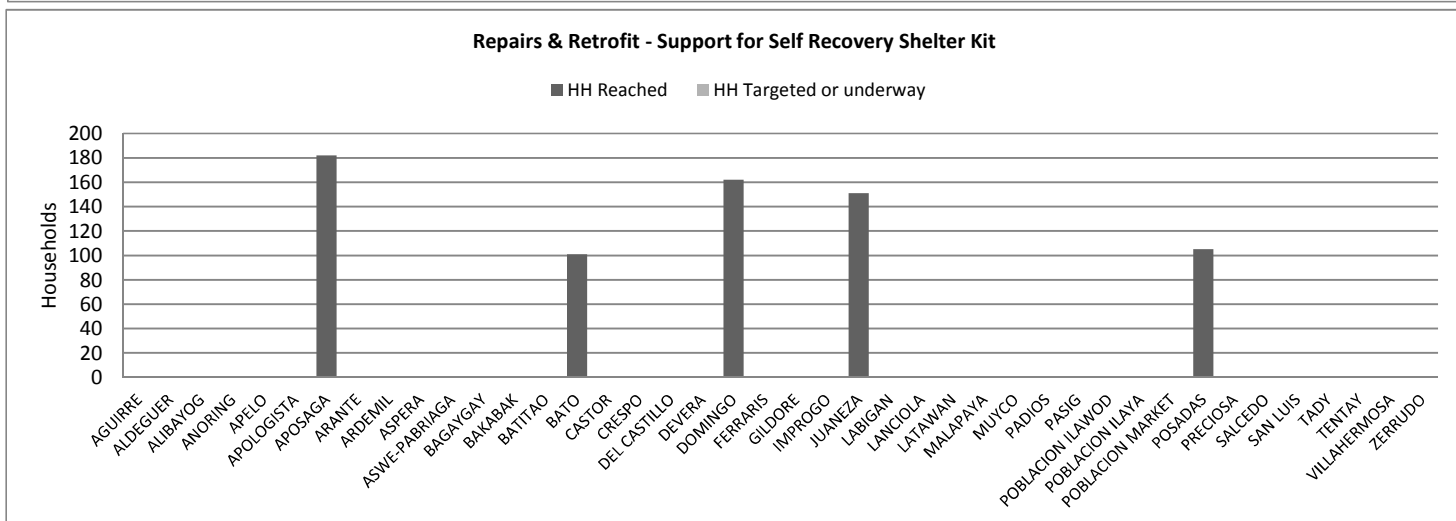
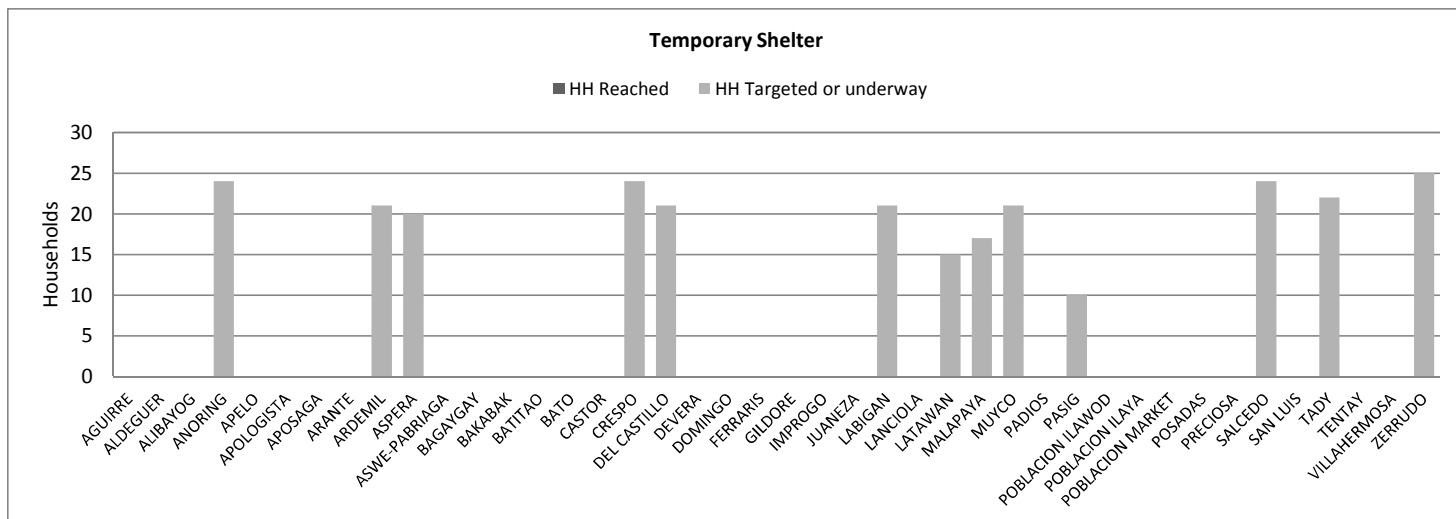
The graphs shown below represent the sum of households who have received (HH reached) or who will receive (HH targeted or underway) recovery shelter support by HSWG partner agencies. Numbers reached are those reported to the HSWG by 6th October 2014. Household number do not represent the total needs by Barangay - for this, consult with relevant Barangay or Municipality. PLEASE NOTE - scale differs in each graph.

For explanation of intervention types, please see Shelter Cluster Recovery guidelines:

<https://www.sheltercluster.org/Asia/Philippines/Typhoon%20Haiyan%202013/Documents/Recovery%20Shelter%20Guidelines.pdf>

The full data set of HSWG data can be found here:

<https://www.sheltercluster.org/Asia/Philippines/Typhoon%20Haiyan%202013/Documents/20141003%20HSWG%20Database%20for%20website.xlsx>



SARA, Iloilo - HSWG Partner Reporting

Recovery Shelter Activities (as of 06-OCT-2014)

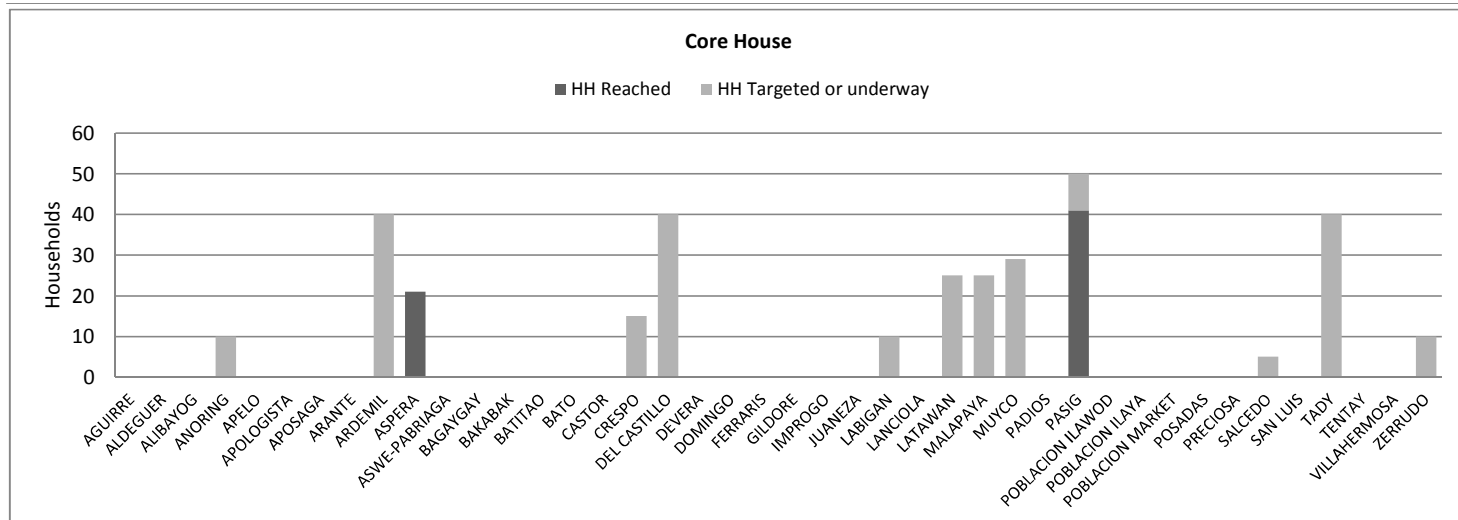
The graphs shown below represent the sum of households who have received (HH reached) or who will receive (HH targeted or underway) recovery shelter support by HSWG partner agencies. Numbers reached are those reported to the HSWG by 6th October 2014. Household number do not represent the total needs by Barangay - for this, consult with relevant Barangay or Municipality. PLEASE NOTE - scale differs in each graph.

For explanation of intervention types, please see Shelter Cluster Recovery guidelines:

<https://www.sheltercluster.org/Asia/Philippines/Typhoon%20Haiyan%202013/Documents/Recovery%20Shelter%20Guidelines.pdf>

The full data set of HSWG data can be found here:

<https://www.sheltercluster.org/Asia/Philippines/Typhoon%20Haiyan%202013/Documents/20141003%20HSWG%20Database%20for%20website.xlsv>





SARA - HSWG Partner reporting

Recovery Shelter activities (as of 06-OCT-2014)

Interventions By AGENCIES

The data shown below represent the sum of households who have received (HH reached) or who will receive (HH targeted or underway) recovery shelter support by HSWG partner agencies. Numbers reached are those reported to the HSWG by 6th October 2014. The full data set of HSWG data can be found here:

<https://www.sheltercluster.org/Asia/Philippines/Typhoon%20Haiyan%202013/Documents/20141003%20HSWG%20Database%20for%20website.xlsb>

Agency	Temporary Shelter		Repairs & Retrofit		Core House		Permanent House		Total HH Reached	Total HH Targeted
	HH Reached	HH Targeted	HH Reached	HH Targeted	HH Reached	HH Targeted	HH Reached	HH Targeted		
CARE			1,231	1,231					1,231	1,231
Solidar Suisse	0	265	295	1,450	62	320			357	2,035
Grand Total	0	265	1,526	2,681	62	320			1,588	3,266



SARA - HSWG Partner reporting

Recovery Shelter activities (as of 06-OCT-2014)

Interventions By BARANGAYS

The data shown below represent the sum of households who have received (HH reached) or who will receive (HH targeted or underway) recovery shelter support by HSWG partner agencies. Numbers reached are those reported to the HSWG by 6th October 2014. The full data set of HSWG data can be found [here](https://www.sheltercluster.org/Asia/Philippines/Typhoon%20Haiyan%202013/Documents/20141003%20HSWG%20Database%20for%20website.xlsx):

<https://www.sheltercluster.org/Asia/Philippines/Typhoon%20Haiyan%202013/Documents/20141003%20HSWG%20Database%20for%20website.xlsx>

	Temporary Shelter		Repairs & Retrofit		Core House		Permanent House		Total HH Reached	Total HH Target
Barangay	HH Reached	HH Target	HH Reached	HH Target	HH Reached	HH Target	HH Reached	HH Target		
AGUIRRE										
ALDEGUER										
ALIBAYOG										
ANORING	0	24	0	80	0	10			0	114
APELO										
APOLOGISTA										
APOSAGA			331	331					331	331
ARANTE										
ARDEMIL	0	21	0	200	0	40			0	261
ASPERA	0	20	137	50	21	21			158	91
ASWE-PABRIAGA										
BAGAYGAY										
BAKABAK										
BATITAO										
BATO			171	171					171	171
CASTOR										
CRESPO	0	24	0	80	0	15			0	119
DEL CASTILLO	0	21	0	100	0	40			0	161
DEVERA										
DOMINGO			289	289					289	289
FERRARIS										
GILDORÉ										
IMPROGO										
JUANEZA			252	252					252	252
LABIGAN	0	21	0	80	0	10			0	111
LANCIOLA										
LATAWAN	0	15	0	100	0	25			0	140
MALAPAYA	0	17	0	150	0	25			0	192
MUYCO	0	21	0	100	0	29			0	150
PADIOS										
PASIG	0	10	158	250	41	50			199	310
POBLACION ILAWOD										
POBLACION ILAYA										
POBLACION MARKET										
POSADAS			188	188					188	188
PRECIOSA										
SALCEDO	0	24	0	80	0	5			0	109
SAN LUIS										
TADY	0	22	0	100	0	40			0	162
TENTAY										
VILLAHERMOSA										
ZERRUDO	0	25	0	80	0	10			0	115
Grand Total	0	265	1,526	2,681	62	320			1,588	3,266

**SARA - HSWG Partner reporting**

Recovery Shelter activities (as of 06-OCT-2014)

Interventions By BARANGAYS & AGENCIES

The data shown below represent the sum of households who have received (HH reached) or who will receive (HH targeted or underway) recovery shelter support by HSWG partner agencies. Numbers reached are those reported to the HSWG by 6th October 2014. The full data set of HSWG data can be found here:

<https://www.sheltercluster.org/Asia/Philippines/Typhoon%20Haiyan%202013/Documents/20141003%20HSWG%20Database%20for%20website.xlsb>

	Temporary Shelter		Repairs & Retrofit		Core House		Permanent House		Total HH Reached	Total HH Target
Barangays & Agency	HH Reached	HH Target	HH Reached	HH Target	HH Reached	HH Target	HH Reached	HH Target		
AGUIRRE										
ALDEGUER										
ALIBAYOG										
ANORING	0	24	0	80	0	10			0	114
Solidar Suisse	0	24	0	80	0	10			0	114
APELO										
APOLOGISTA										
APOSAGA			331	331					331	331
CARE			331	331					331	331
ARANTE										
ARDEMIL	0	21	0	200	0	40			0	261
Solidar Suisse	0	21	0	200	0	40			0	261
ASPERA	0	20	137	50	21	21			158	91
Solidar Suisse	0	20	137	50	21	21			158	91
ASWE-PABRIAGA										
BAGAYGAY										
BAKABAK										
BATITAO										
BATO			171	171					171	171
CARE			171	171					171	171
CASTOR										
CRESPO	0	24	0	80	0	15			0	119
Solidar Suisse	0	24	0	80	0	15			0	119
DEL CASTILLO	0	21	0	100	0	40			0	161
Solidar Suisse	0	21	0	100	0	40			0	161
DEVERA										
DOMINGO			289	289					289	289
CARE			289	289					289	289
FERRARIS										
GILDORE										
IMPROGO										
JUANEZA			252	252					252	252
CARE			252	252					252	252
LABIGAN	0	21	0	80	0	10			0	111
Solidar Suisse	0	21	0	80	0	10			0	111
LANCIOLA										
LATAWAN	0	15	0	100	0	25			0	140
Solidar Suisse	0	15	0	100	0	25			0	140
MALAPAYA	0	17	0	150	0	25			0	192



SARA - HSWG Partner reporting

Recovery Shelter activities (as of 06-OCT-2014)
Interventions By BARANGAYS & AGENCIES

The data shown below represent the sum of households who have received (HH reached) or who will receive (HH targeted or underway) recovery shelter support by HSWG partner agencies. Numbers reached are those reported to the HSWG by 6th October 2014. The full data set of HSWG data can be found here:

<https://www.sheltercluster.org/Asia/Philippines/Typhoon%20Haiyan%202013/Documents/20141003%20HSWG%20Database%20for%20website.xlsx>

Barangays & Agency	Temporary Shelter		Repairs & Retrofit		Core House		Permanent House		Total HH Reached	Total HH Target
	HH Reached	HH Target	HH Reached	HH Target	HH Reached	HH Target	HH Reached	HH Target		
Solidar Suisse	0	17	0	150	0	25			0	192
MUYCO	0	21	0	100	0	29			0	150
Solidar Suisse	0	21	0	100	0	29			0	150
PADIOS										
PASIG	0	10	158	250	41	50			199	310
Solidar Suisse	0	10	158	250	41	50			199	310
POBLACION ILAWOD										
POBLACION ILAYA										
POBLACION MARKET										
POSADAS			188	188					188	188
CARE			188	188					188	188
PRECIOSA										
SALCEDO	0	24	0	80	0	5			0	109
Solidar Suisse	0	24	0	80	0	5			0	109
SAN LUIS										
TADY	0	22	0	100	0	40			0	162
Solidar Suisse	0	22	0	100	0	40			0	162
TENTAY										
VILLAHERMOSA										
ZERRUDO	0	25	0	80	0	10			0	115
Solidar Suisse	0	25	0	80	0	10			0	115
Grand Total	0	265	1,526	2,681	62	320			1,588	3,266